

Instruction manual for Full Body Harness model V33 CHEMISTRY, certified according to EN 361



Thank you for choosing a VERTIQUAL® harness! You have purchased a high quality product that will reliably protect you and will be your companion for a long time when working at heights and depths.

This manual must be read and understood before using the product! This product will be used with other equipment (components) thus forming a system for working at heights. Please refer to the instruction manual of each component in your system for compatibility and correct use! Following these instructions accordingly is essential for your safety. Failure to do so can result in serious or even fatal accidents! Keep these instructions together with the product, accessible to all users, so they can consult them whenever is needed!

WARNING! These instructions are a basic comprehensive guide to the safe use of the purchased equipment. They contain general information about the product, intended to help the user, but cannot cover all the situations that may occur in the daily activities and cannot in any case replace the specialized training courses for safety at heights. This PPE against falls from heights can only be used by well-trained users, who are familiar with the relevant legislation and who have successfully completed a special safety training course for working at heights.

WARNING! For works with risk of falling from heights or in depths, a risk assessment must be carried out in advance in accordance with current regulations and legal provisions (EN standards or specific national rules) that will provide adequate measures for safety and rescue!

WARNING! Instructions for use are updated when technical or legislative changes occur. The latest version of the instructions overwrites previous versions and is the only valid version. Please make sure you follow the instructions of the most recent version. You can download the most recent instructions from our website www.vertiqualsafety.com by accessing the section of each product. For help or additional questions, please contact us at office@vertiqualsafety.com or Tel. (+40) 0365/882143.

WARNING! The user must be medically fit and capable to ensure his own safety and act accordingly in possible emergency situations! Seek medical approval according to the national legislation in force!

WARNING! If the product is re-sold outside the original country of destination, the reseller must provide these instructions manual in the language of the country where the product will be used.

FIELD OF USE

Along with other tested and certified components, the Full Body Harnesses are used in fall arrest systems. The purpose of this systems is to stop the free fall of the user, absorbing most of the shock and distributing the remaining force evenly, while holding the users body in a proper position until he or she is rescued.

The product must be used exclusively as a PPEaF (Personal Protective Equipment against Fall), in usual environments with temperatures between -30°C and +50°C, at workplaces where it must conduct and dissipate electrostatic charges (anti-static) or places where it may come in brief contact with flames or sparks. The structures used for anchoring have to meet the requirements of EN 795-2012, must have NO sharp edges and must be capable to withstand minimum 12 kN. The anchor point must be located as high as possible above the user and as close as possible to the vertical axis of the user's position, thus reducing the fall distance and prevent pendulum accidents. The minimum free space below the user (fall clearance) must be ensured to prevent hitting the ground or any obstacles while the fall is arrested.

WARNING!



- It is strictly forbidden to expose your harness voluntarily to flames or extreme heat!
- Keep clear from hot incandescent objects!
- Perform a visual inspection of your harness **before each use** and monitor its condition while in use (*check **before each use** section)
- If damage is identified do not use the harness! Discard it immediately and send it for a professional inspection!
(*check **Periodic inspections and checks** section)

DESCRIPTION

The V33 CHEMISTRY is made with 45 mm high tensile webbing (aramid + fire retardant PES) having special Bekinox® wires for conducting electrostatic charges. The buckles and the anchor rings are made of high tensile stainless steel. The Full Body Harnesses is comprised of shoulder straps, chest straps and leg straps. The dorsal attachment ring is located at the intersection of the webbings, between the shoulder blades. The harness is also fitted with a single frontal ring located in the chest area. Both rings are approved for use in fall arrest systems and are marked with "A" symbol.

FRONTAL RING	DORSAL RING	<p>The rings marked with "A" are the only attachment points that can be used for arresting a fall! Only to these points it is allowed to connect one of the following fall arrest equipment:</p> <ul style="list-style-type: none"> - Retractable type fall arresters (EN 360) - Guided type fall arresters including a flexible anchor line (EN 353-2) - Guided type fall arresters including a rigid anchor line (EN 353-1) - Descent and rescue devices (EN 341 and EN 1496) - Energy absorbing lanyards (EN 354 + EN 355)

The harness was tested additionally with a dummy weighing 150 kg, being subjected to greater loads than required by the actual EN 361 standard. **The harness can be used by persons weighing up to 150 kg** (including equipment). In this case the shock absorbing lanyard used (or other fall arrest device) must be approved for higher user weight of **150 kg**. The energy absorber must also be capable to offer the same performance and to reduce the shock force **below 6 kN** in case of a fall.

We recommend the use of VERTIQUAL® harnesses together with other VERTIQUAL® manufactured components, to have guaranteed 100% compatibility of your equipment!

WARNING! Before use, the integrity and compatibility of the equipment must be checked. If damage is identified, the harness must be immediately withdrawn from use! If there is any doubt regarding the condition of the equipment it must be sent to the manufacturer or to an authorized representative of the manufacturer for a professional evaluation.

The harness must be immediately removed from service if:

1. The marking/label is missing or is unreadable.
2. Damage has been identified (incisions, worn seams, discoloration, hardened or thinned areas, burns, rusted or deformed metal parts, defective buckles) or if any abnormalities of the parts or structure have been found.
3. Contact with paints or unknown chemicals had occurred (irreversible contaminations).
4. The harness was involved in a fall arrest or had been subjected to heavy loading.
5. The integrity of the equipment is questionable and the inspection log is incomplete or missing.
6. The equipment was in service longer than **10 years**.

Fitting the harness:

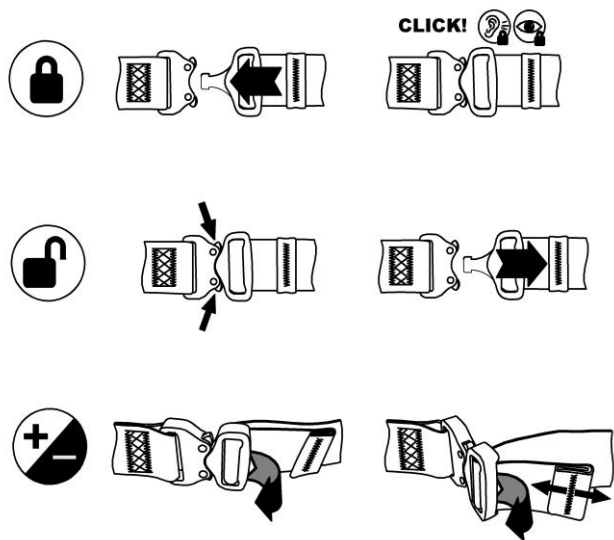
1. Pick up the harness by the dorsal ring and swing it gently up and down to reposition the straps and to ease untangling.
2. Open all buckles then put the harness over the shoulders (like dressing a vest).
3. Ensure there are no twisted straps then, one by one, close the chest, waist and legs buckles.
4. The chest buckle must be closed through the chest ring (check the images below).
5. Each leg strap will be passed between the legs, from back to front and the buckles will be closed with their corresponding counterpart.
6. Check if the straps are positioned correctly and adjust the length for each one.
7. Ensure that all buckles are closed and locked, that there are no twisted straps and all free ends of the straps are held using the sliders provided on the harness.
8. A harness fitted correctly has the dorsal ring is located in the middle, between the shoulder blades and the frontal ring / frontal loops located in the

lower half of the sternum.

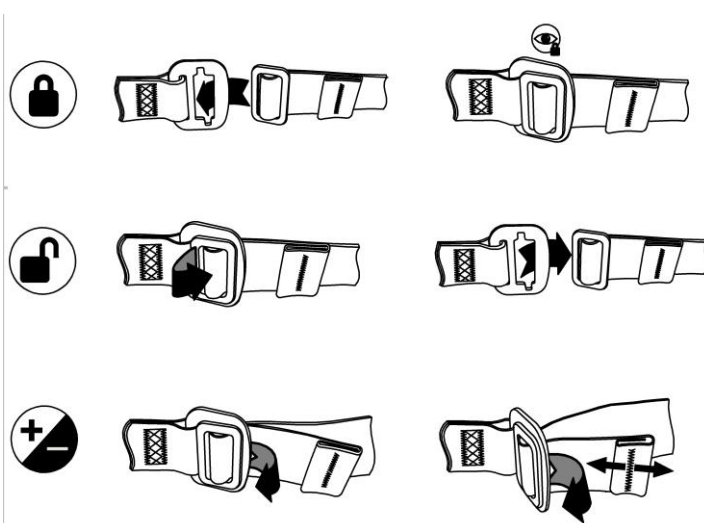
9. The straps will be tightened so that one or two fingers can slide in between the body and the strap (check the images below). If the adjustment is too tight the harness will be uncomfortable and the user will have difficulties working. Insufficiently adjusted or loose straps can lead to serious or even fatal accidents!

10. Before working, it is recommended to perform a quick hanging test from a small and safe height, in order to check the adjustments and the comfort of the harness.

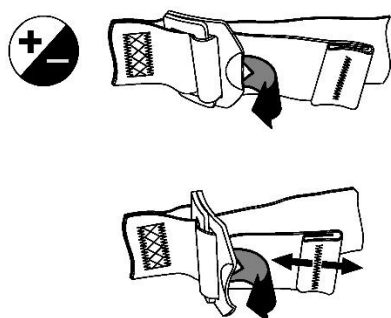
Automatic (CLICK) buckles



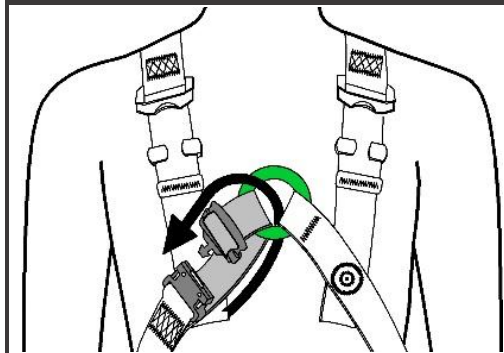
Manual (CLASSIC) buckles



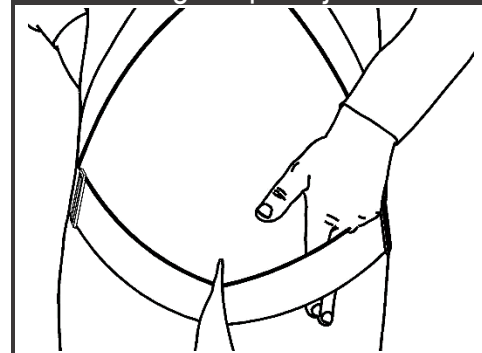
Adjuster buckle



Chest buckle



Checking straps adjustment



WARNING! This product is developed as a Personal Protective Equipment against Fall (PPEaF). Bringing modifications to it or assigning other uses are strictly forbidden! Each user shall use his own PPEaF as well as his own rescue equipment. **The user must know the performances and limitations of his equipment!** In case of uncertainty regarding the equipment seek advice from the manufacturer or distributor.

RESCUE! A rescue plan must be made before starting the work at heights or depths! It is mandatory to setup and know the specific rescue plan for every situation and to have designated personnel and appropriate means of intervention!

Service Life! The service life, under normal conditions of use is **6-8 years**, from the date of the first use and can reach **max. 10 years**(*). The date of first use must be written in the inspection log! The storage of new, unused products, under optimal conditions (dark, cool, dry, clean, no chemical vapors or gases, kept in original packing) should not exceed 2 years. If the storage time has exceeded 2 years the extra time spent will be subtracted from the service life.

(*) harnesses belonging to a single user, which were subject to periodical inspections by experts and recorded in the Inspection Log, carefully treated and maintained, that were stored in accordance with regulations, were not in contact with oils, greases or aggressive chemicals, were not used extensively, can be hold in service for up to 10 years. Intensive use, heavy and stressful working conditions, improper application and faulty maintenance can reduce or even end the service life of the equipment. Some events, such as exposure to severe heat, exposure to corrosive chemicals and use over sharp edges can shorten the service life to a single use! The service life will be ended if any of the facts presented in the previous chapter has been identified.

STORAGE, MAINTENANCE, TRANSPORT

The equipment should be stored in a dry, cool and well-ventilated room, if possible, in its original packaging. While in storage, this PPEaF must be protected from UV radiation, solar radiation, heat, sparks, incandescent metal splash, electricity, chemicals, sharp objects, heat sources, dust, cement, oils and greases or any kind of contaminants. Buckles and metal parts can be cleaned using a soft cloth or using compressed air. If necessary, the textile parts can

be cleaned using warm water (30°C) then rinsed. Drying the wet equipment will be made by hanging it in well-ventilated room away from any heat source. When fully dried, the equipment can be stored accordingly in its packaging (bag or box). The use of disinfectants is forbidden, as long term effects of various types of disinfectants and concentrations are not known! Transport of the equipment must be made in its protective bag or box, away from any factor that could contaminate or inflict damage.

MARKING

All VERTIQUAL® PPEaF are fitted with a label which contains the following elements and essential information: name of the manufacturer, name of the model and version (if applicable), size, manufacturing date (month and year), standards/norms the product complies to, European CE marking with identification number of the notified body that issued the certificate, international symbol/icon for reading the instructions before use and the product's serial number. The label must be always present and readable!

PERIODIC INSPECTIONS AND CHECKS

The user must perform a visual and functional inspection of his equipment before and after each use! During use, it is important to monitor your equipment in order to identify possible damages inflicted in use, without being aware of it. The equipment must be inspected **at least once every 12 months** or more often if required, depending on the working conditions and compulsory after every incident it has been involved in. Inspections can be carried out only by the manufacturer or by an authorized inspections center. **If the periodic inspections were not performed at least once every 12 months, were carried out by unqualified persons, or without strictly respecting the manufacturer's instructions, the warranty is lost and the manufacturer declines any responsibility related to the equipment!**

Inspection Log!

Every PPEaF is delivered with an Inspection Log. This document must be kept safely and sent along with the product for every inspection.

The Log (table) contains important data regarding your equipment. The date, signature of the inspector and the results are also recorded. The **date of first use** must be written in the Inspection Log by the user!

Repairs or any other modifications can be performed only by the manufacturer! Any repairs, modifications or additions (even minor ones) performed by anyone else are strictly forbidden, lead to the loss of the manufacturers guarantee and any responsibility related to this product!

WARRANTY AND LIABILITY!

The manufacturer offers a **24 month** warranty for this PPEaF from the date of first use. The user has the obligation to write the date of first use in the Inspection Log. If the date of first use was not filled in, the warranty period will be calculated from the manufacturing date. The warranty is applicable only for material or manufacturing defects! Damage resulting from normal wear and tear, corrosion, poor maintenance (or no maintenance at all), those resulted from carelessness, accidents, fall arrest, unauthorized repairs or modifications, wrong use of this PPEaF or any other reasons are NOT covered by the warranty!

The warranty does NOT cover the springs of the carabiners and automatic buckles as these can be damaged due to inadequate storage or improper use. The user must be informed regarding the dangers of work at heights and depths. He should be aware of the risks and he is the only responsible for eventual damage, accidents or even death which may result from the use of this equipment. If the user is unable to do so or if he does not have the competence to do so, he cannot use this PPEaF.

VERTIQUAL Engineering SRL herewith rejects any liability claims for direct, indirect, accidental or consequential damages resulting from the use of this PPEaF (Personal Protective Equipment against Fall).

This product complies with the **European PPE Regulation 425/2016** and the harmonized standard: **EN 361:2002**. Conformity assessment and production control is carried out by European Notified Body **NB 2756** (INCDPM: Adress, 35 A, Ghencea Biv, Sector 6, Postal code: 061 692, Bucharest).

The **EU Declaration of Conformity** can be downloaded from our website www.vertiqualsafety.com by accessing the product's dedicated section.